



ALIEN FLORA IN FRESHWATER ECOSYSTEMS: BASIC KNOWLEDGE FOR MITIGATING THREATS TO NATIVE BIODIVERSITY IN LAZIO REGION (CENTRAL ITALY)

IAMONICO D.^{1,*}, IBERITE M.¹, CAPOTORTI G.¹

¹Department of Environmental Biology, Sapienza University of Rome, Italy;

*Corresponding Author Email: duilio.iamonico@uniroma1.it

(RECEIVED 1 MAR 2024; RECEIVED IN REVISED FORM 25 MAR 2024; ACCEPTED 15 APR 2024)

ABSTRACT – Freshwater ecosystems are among the most biologically diverse on Earth providing essential ecosystem services for nature and society. Human impacts on lakes, rivers, streams, wetlands, and associated riparian habitats are dramatically reducing biodiversity and robbing critical natural resources and services. Degradation of freshwater ecosystems is more rapid than that of terrestrial ones. Main anthropogenic threats include pollution, land-use change, and biological invasions. Regarding biological invasions, one of the main drivers of biodiversity loss at the global level, the listing of floristic diversity represents a fundamental step to help manage non-native species.

Here we present the list of aliens occurring in freshwater ecosystems of Lazio region (central Italy) and their characterization. The list includes 118 taxa (11.9% of the alien regional flora), belonging to 89 genera and 49 families. Richest families are Asteraceae (18 taxa; 15.2%) and Poaceae (10 taxa; 8.5%); richest genera are *Amaranthus*, *Cyperus*, *Euphorbia*, *Oenothera*, *Symphotrichum*. Eleven taxa are listed among the worst European alien species. Therophytes, which usually suggest xeric conditions, are highly represented (30 taxa; 28.8%), highlighting their capability of adapting to diverse environmental conditions. The high proportion of taxa with a wide distribution (28 taxa; 23.7%) reveals the occurrence of r-selected species; 38 taxa (33.2%), native to the Americas, confirm the high migration and commercial flows between New and Old Worlds. Several taxa occur in more than one habitat (aquatic, riparian, humid), with aquatic habitats including the highest percentage of invasive taxa (27.3%). Most invasive species are: *Alternanthera philoxeroides*, *Lemna minuta*, *Ludwigia peploides*, *Pontederia crassipes* (free-floating macrophytes) and *Arundo donax* and *Robinia pseudoacacia* (terrestrial species). The number of invasive species decreases with inundation rates, whereas casual aliens increase. The analysis of Hydroecological regions shows a high percentage (33.3%) of invasive taxa in HER13 (“Appennino Centrale”), probably due to the occurrence of industrial sites in the Sacco river valley (southern Lazio).

KEYWORDS: BIODIVERSITY, BIOLOGICAL FORM, CHOROTYPE ELEMENT, HYDROECOREGIONS, INVASIVE SPECIES, STATUS OF NATURALIZATION.

INTRODUCTION

Plant invasion is a global phenomenon associated with human-mediated transportation of non-native plants beyond their native distribution ranges (Seebens et al., 2021; Gloria et al., 2023). During the last few centuries, the number of alien species increased in many taxonomic groups, mainly due to trade, transport, and land-use change (Hulme, 2009; Pauchard & Alaback, 2004). Biological invasions

are considered the fifth main driver of biodiversity loss at the global level, especially due to naturalized and invasive aliens, which respectively include about 14000 and 2500 taxa at the global scale (Bhatta et al., 2023). These aliens are one of the most significant causes of ecosystem disruption (the so-called ecological impact) but are also responsible for economic (e.g. reduction of agricultural productivity; Matzrafi et al., 2023) and social impacts (e.g. allergenicity; Pecoraro et al., 2024).

Freshwater ecosystems (embracing streams, rivers, lakes, riparian areas, and other wetlands) represent key hotspots for biodiversity and, at the same time, are one of the most impacted natural systems worldwide due to human activities and climate change (Reid et al., 2019; Bolpagni, 2021; Polce et al., 2023). Especially, vulnerability to human activities is related to the behaviour of inland waters as filters and acceptors for effluents (Severini et al., 2020), which in turn facilitates physico-chemical perturbations, generated and exerted on the catchment scale, and spread of alien species (Bolpagni, 2021).

In this context, many countries have established laws and regulations to safeguard freshwater ecosystems, including the designation of protected areas, setting of water quality standards, and implementing measures to control pollution and habitat destruction. At the international level, protection tools include the UN *Ramsar Convention on Wetlands* (1971) and, in the European Union, the *Habitats Directive* (92/43/EEC), the *Birds Directive* (79/409/EEC), and the *Water Framework Directive* (2000/60/EC), focused on ensuring good qualitative and quantitative health, i.e. on reducing and removing pollution and on ensuring that there is enough water to support wildlife and human needs).

As part of the ongoing studies on the flora of Italy, with a special focus on Lazio region (central Italy; e.g., Celesti-Grappow et al., 2013; Iberite & Pelliccioni, 2010; Iberite & Iamónico, 2015; Iberite et al., 2015, 2017; Iamónico et al., 2014, 2020, 2022a; Di Pietro et al., 2022; Iamónico, 2022; Sciuto et al., 2023), we present the list of the alien species occurring in freshwater ecosystems, providing an overview from various point of views (status of naturalization, biological forms, and chorotypes).

MATERIAL AND METHODS

The floristic list of alien taxa occurring in freshwater ecosystems of Lazio region was first extracted from a comprehensive work on the vascular flora (Anzalone et al., 2010) and from the regional atlas of the alien flora (Lucchese, 2017). In turn, these sources are based on all previously published literature along with field collections made by the authors themselves. For more updated information, a further check of published literature from 2017 to 2024 was carried out and additional floristic records were added, i.e. from Iamónico (2015, 2021, 2022), Stinca et al. (2021), Iamónico et al. (2022b), Iamónico & Nicoletta (2023, 2024). As regards the flora by Anzalone et al. (2010), we considered all the aliens occurring at least in one of the following habitats (the name originally adopted by the authors is in brackets): marshland (“acquitr.” = acquitrini), tributary (“affl.” = affluente), clayey (“argill.” = argilloso), river (“F.” = fiume), canal (“F.so” = fosso), stream (“torr.” = torrente), banks (“sponde”), humid environments (“amb. umidi” = ambienti umidi), humid forests (“boschi umidi”), pebbly riverbeds (“greti”), humid uncultivated lands (“incolti umidi”), and riverbanks (“rive”). As regard the flora by Lucchese (2017), since no habitat was clearly specified, we referred to the localities in which the species were recorded [e.g., *Ipomoea purpurea* (L.) Roth was considered as a riparian species since it was indicated along the banks of Tiber River]. All these habitats were therefore arranged into five zones, according to dominant fluvial dynamic processes as proposed by Dufour & Rodríguez-González (2019), and thus into three main macro-habitats, i.e. aquatic, riparian, and humid (Tab. 1).

Table 1. Macro-habitats of occurrence adopted in the present study (last row of the table) based on the zones proposed by Dufour & Rodríguez-González (2019) and respective ecological/biological features.

	Zone 5	Zone 4	Zone 3	Zone 2	Zone 1
Water occurrence	Permanently inundated	Frequently inundated	Regularly inundated	Occasionally inundated	Rarely inundated; inundation absent
Sediments	High sediment dynamics	High sediment dynamics	Significant sediment deposition	No significant sediment dynamics	No sediment dynamics
Plants ecology	Aquatic plants tolerant of permanent inundation and burial	Emergent aquatic and riparian plants tolerant of frequent inundation and burial	Riparian plants tolerant of regular inundation and moderate sedimentation	Riparian plants with vary inundation tolerance	Plants tolerant to soil moisture or alluvial groundwater regime
Biological form	Hydrophytes	Helophytes	Phanerophytes	Phanerophytes	Geophytes, Therophytes
Macro-habitat type	Aquatic	Aquatic	Riparian	Riparian	Humid

Suddenly, each taxon (the nomenclature follows the *Portal of the Flora of Italy*; PFI 2024) was associated with a biological form and chorotype according to Pignatti et al. [2017-2019; chorotypes where reclassified according to Iamónico (2022)], and with the status of naturalization in the region according to Anzalone et al. (2010) and Lucchese (2017).

Concerning the habitat, we firstly considered the proposal by Dufour & Rodríguez-González (2019) who classified plants along rivers into five zones based on the dominant fluvial dynamic processes. Based on these five zones, we classified three habitats, i.e. aquatic, riparian, and humid (Tab. 1).

Finally, we analyzed the occurrence of alien species with respect to the hydroecoregions (HERs), i.e. geographic areas with a narrow variability in chemical, physical and biological features of water courses and adopted by the European Member States for the implementation of the *Water Framework Directive* (Wasson et al., 2006). A GIS approach [overlapping of layers of HERs and Province boundaries of Lazio region (Wasson et al., 2006)] was used.

RESULTS AND DISCUSSION

The list of alien plants occurring in freshwater ecosystems of Lazio region includes 118 taxa [corresponding to 11.9% of the total alien regional flora (539 taxa according to Galasso et al., 2024)], belonging to 89 genera and 49 families. Four taxa belong to Monilophyta [*Azolla filiculoides* Lam., *Cyrtomium falcatum* (L.f.) C.Presl, *Nephrolepis cordifolia* (L.) C.Presl, and *Salvinia molesta* D.S.Mitch.], whereas the remaining 114 are Angiosperms (Gymnosperms are lacking). The richest families are Asteraceae Bercht. & J.Presl (18 taxa, corresponding to 15.2% of the flora) and Poaceae Barnhart (10; 8.5%); 24 families comprise between 2 and 5 taxa, whereas 23 families include one taxon each. The richest genera are *Amaranthus* L., *Cyperus* L., *Euphorbia* L., *Oenothera* L., and *Symphytotrichum* Nees (3 taxa each); 18 genera comprise 2 taxa each, whereas 66 genera are monospecific. To be noted that 11 taxa (marked with an asterisk in the following list) are included in the list of the worst alien species in Europe (Nentwig et al., 2018).

MONILOPHYTA

DRYOPTERIDACEAE

Cyrtomium falcatum (L.f.) C.Presl, H ros, East Asian, CAS

NEPHROLEPIDACEAE

Nephrolepis cordifolia (L.) C.Presl, G rhiz, Tropical, CAS

*SALVINIACEAE

Azolla filiculoides Lam., I nat, Tropical, NAT

Salvinia molesta D.S.Mitch., I nat, Wide distribution, CAS

ANGIOSPERMAE

ACANTHACEAE

Ruellia simplex C.Wright, NP, American, CAS

AMARANTHACEAE

**Alternanthera philoxeroides* (Mart.) Griseb., I rad, South American, NAT

Amaranthus blitoides S.Watson, T scap, North American, INV

Amaranthus hybridus L. subsp. *hypochondriacus* (L.) Thell., T scap, U.S.A. and Mexico, NAT

Amaranthus retroflexus L., T scap, North American, INV

Beta vulgaris L. subsp. *vulgaris*, H scap, Eurimediterranean, CAS

Dysphania ambrosioides (L.) Mosyakin & Clemants, H scap, Tropical, INV

APIACEAE

Apium graveolens L., H scap, Mediterranean, NAT

Coriandrum sativum L., T scap, South-Western Mediterranean, CAS

APOCYNACEAE

Nerium oleander L. subsp. *oleander*, P caesp-P scap, Stenomediterranean, CAS

Trachelospermum jasminoides (Lindl.) Lem., P lian, Asian, CAS

ARACEAE

Colocasia esculenta (L.) Schott, G rhiz, Asian, NAT

Lemna minuta Kunth, I nat, Tropical, INV

Lemna valdiviana Phil., I nat, American, CAS

Wolffia arrhiza (L.) Horkel ex Wimm., I nat, Tropical, CAS

Zantedeschia aethiopica (L.) Spreng., G rhiz, African, NAT

ARALIACEAE

**Hydrocotyle ranunculoides* L.f., I nat, Tropical, NAT

ASPARAGACEAE

Asparagus officinalis L. subsp. *officinalis*, G rhiz, Eurimediterranean, CAS

Chlorophytum comosum (Thunb.) Jacques, H scap, African, CAS

ASTERACEAE

Artemisia annua L., T scap, Eurasian, NAT

Artemisia verlotiorum Lamotte, G rhiz, East Asian, INV

Bidens aurea (Aiton) Sherff, H scap, American, CAS

Bidens frondosa L., T scap, North American, INV
Cotula coronopifolia L., T scap, African, NAT
Delairea odorata Lem., Ch frut, South African, CAS
Eclipta prostrata (L.) L, T scap, Tropical, CAS
Erigeron annuus (L.) Desf. subsp. *annuus*, T scap, North American, NAT
Erigeron karvinskianus DC., H scap, Tropical, NAT
Guizotia abyssinica (L.f.) Cass., T scap, African, CAS
Helianthus tuberosus L., G bulb, North American, INV
Inula helenium L., H scap, Orophile-South-East-European, CAS
Senecio inaequidens DC., T scap, African, INV
Symphyotrichum lanceolatum (Willd.) G.L.Nesom, H scap, North American, CAS
Symphyotrichum novi-belgii (L.) G.L.Nesom, H scap, North American, CAS
Symphyotrichum squamatum (Spreng.) G.L.Nesom, H scap, Tropical, INV
Tripleurospermum inodorum (L.) Sch.Bip., H bienn, European, CAS
Xanthium orientale L., T scap, American, INV

BALSAMINACEAE

Impatiens balfourii Hook.f., H scap, Asian, CAS
Impatiens parviflora DC., T scap, East Asian, NAT

BRASSICACEAE

Armoracia rusticana G.Gaertn., B.Mey. & Scherb., G rhiz, Est European, CAS
Brassica nigra (L.) W.D.J.Koch, T scap, Eurimediterranean, CAS
Rorippa austriaca (Crantz) Besser, H scap, Pontic, NAT

CANNABACEAE

Cannabis sativa L., T scap, Asian, CAS

CANNACEAE

Canna indica L., G rhiz, Tropical, CAS

CAPRIOFOLIACEAE

Lonicera japonica Thunb., P lian, East Asian, NAT

CLEOMACEAE

Polanisia dodecandra (L.) DC. subsp. *trachysperma* (Torr. & A.Gray) Iltis, T scap, North American, CAS

CONVOLVULACEAE

Ipomoea indica (Burm.) Merr., G rhiz, Tropical, NAT
Ipomoea purpurea (L.) Roth, T scap, Tropical, CAS

CUCURBITACEAE

Cucurbita maxima Duchesne subsp. *maxima*, T scap,

American, CAS

Sicyos angulatus L., T scap, North American, CAS

CYPERACEAE

Cyperus alternifolius L. subsp. *flabelliformis* Kük., H caesp, Tropical, CAS

Cyperus eragrostis Lam., G rhiz, Tropical, CAS

Cyperus esculentus L., He, Tropical, NAT

EBENACEAE

Diospyros kaki Thunb., P scap, Western Asian, CAS

Diospyros lotus L., P scap, Asian, CAS

EUPHORBIACEAE

Euphorbia humifusa Willd., T rept, Asian, NAT

Euphorbia nutans Lag., T scap, North American, NAT

Euphorbia pulcherrima Willd. ex Klotzsch, NP, Central American, CAS

FABACEAE

**Acacia dealbata* Link, P scap, Australian, NAT

Amorpha fruticosa L., P caesp, North American, NAT

**Robinia pseudoacacia* L., P scap-P caesp, North American, INV

HALORAGACEAE

Myriophyllum aquaticum (Vell.) Verdc., I rad, South American, NAT

HYDRANGEACEAE

Hydrangea macrophylla (Thunb.) Ser., NP, East Asian, NAT

HYDROCHARITACEAE

Elodea canadensis Michx., I rad, North American, INV

JUGLANDACEAE

Carya illinoensis (Wangenh.) K.Koch, P scap, North American and Mexican, CAS

LAMIACEAE

Melissa officinalis L. subsp. *officinalis*, H scap, West Asian, NAT

LINDERNIACEAE

Lindernia dubia (L.) Pennell, T scap, North American, NAT

LYTHRACEAE

Punica granatum L., P scap, West Asian, NAT

MALVACEAE

Abutilon theophrasti Medik., T scap, Pontic, NAT

Hibiscus moscheutos L. subsp. *moscheutos*, H scap, Circumboreal, CAS

Hibiscus trionum L., T scap, Tropical, CAS

MORACEAE

Morus alba L., P scap, East Asian, CAS

Morus nigra L., P scap, West Asian, CAS

MYRTACEAE

**Eucalyptus camaldulensis* Dehnh. subsp. *camaldulensis*, P scap, Australian, CAS

**Eucalyptus globulus* Labill. subsp. *globulus*, P scap, Australian, CAS

Melaleuca williamsii Craven subsp. *synoriensis* Craven, P caesp, Australian, CAS

NELUMBONACEAE

Nelumbo nucifera Gaertn., I rad, Paleotropical, NAT

ONAGRACEAE

**Ludwigia peploides* (Kunth) P.H.Raven subsp. *montevidensis* (Spreng.) P.H.Raven, H caesp, American, NAT

Oenothera glazioviana Micheli, H bienn, European, NAT

Oenothera rosea L'Hér. ex Aiton, H bienn, South American, CAS

Oenothera stricta Ledeb. ex Link subsp. *stricta*, H bienn, South American, CAS

PHYTOLACCACEAE

Phytolacca americana L., G rhiz, North American, INV

PLATANACEAE

Platanus hispanica Mill. ex Münchh., P scap, Eurimediterranean, NAT

Platanus orientalis L., P scap, Sud-Est European, NAT

POACEAE

**Arundo donax* L., G rhiz, Sub Wide distribution, INV

Echinochloa colona (L.) Link subsp. *colona*, T scap, Tropical, CAS

Dactyloctenium aegyptium (L.) Willd., T scap, Tropical, NAT

Panicum capillare L., T scap, North American, CAS

Panicum dichotomiflorum Michx., T scap, North American, CAS

Paspalum distichum L., G rhiz, Wide distribution, INV

Phyllostachys reticulata (Rupr.) K.Koch, P scap, West Asian, CAS

Setaria adhaerens (Forssk.) Chiov., T scap, Tropical, CAS

Setaria parviflora (Poir.) Kerguelen, H caesp, South American, NAT

Zea mays L. subsp. *mays*, T scap, Tropical, NAT

POLYGONACEAE

Fallopia baldschuanica (Regel) Holub, P lian, Eurasian, CAS

PONTEDERIACEAE

**Pontederia crassipes* Mart., I nat, Tropical, INV

ROSACEAE

Prunus cerasifera Ehrh., P scap-P caesp, Pontic, NAT

Prunus persica (L.) Batsch, P scap-P caesp, East Asian, CAS

SALICACEAE

Populus ×canadensis Moench, P scap, North American, NAT

Salix babylonica L., P scap, Tropical, CAS

Salix ×fragilis L., P scap-P caesp, Eurosiberian, CAS

SAPINDACEAE

Acer negundo L., P scap, North American, NAT

SIMAROUBACEAE

Ailanthus altissima (Mill.) Swingle, P scap, Asian, INV

SOLANACEAE

Datura stramonium L., T scap, Wide distribution, INV

Nicotiana tabacum L., H scap, North American, CAS

Physalis angulata L., T scap, American, CAS

Solanum chenopodioides Lam., T scap, South American, NAT

Solanum lycopersicum L., T scap, South American, CAS

ULMACEAE

Ulmus laevis Pall., P scap, Middle European, CAS

Ulmus pumila L., P scap-P caesp, East Asian, CAS

URTICACEAE

Boehmeria nivea (L.) Gaudich., H caesp, Asian, CAS

VERBENACEAE

**Lantana camara* L., P caesp, Tropical, CAS

VITACEAE

Vitis ×instabilis Ardenghi, Galasso, Banfi & Lastrucci, P lian, European, NAT

Vitis riparia Michx., P lian, North American, INV

Prevalent life forms (Fig. 1) resulted to be therophytes and phanerophytes (30 taxa each, corresponding to 28.8% of the flora). Therophytes are annual species, which usually suggest xeric conditions in habitats such as pastures, uncultivated lands, or synanthropic environments (see e.g., Iamónico 2022). The high percentage of therophytes in freshwater ecosystems can be explained since the recorded taxa are able to colonize places characterized by ecological conditions not strictly related to the presence of water [e.g. *Euphorbia nutans* Lag., *Nicotiana tabacum* L., *Prunus persica* (L.) Batsch, *Solanum chenopodioides* Lam.].

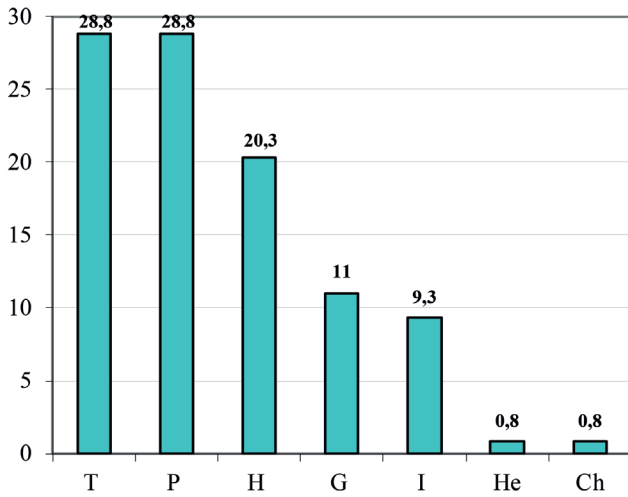


Figure 1. Percentage (axis y) of plant life form spectra of the vascular alien flora of aquatic, riparian, and humid habitats in Lazio region. T: therophytes; P: phanerophytes; H: hemicryptophytes; I: hydrophytes; G: geophytes; He: helophytes; Ch: chamaephytes.

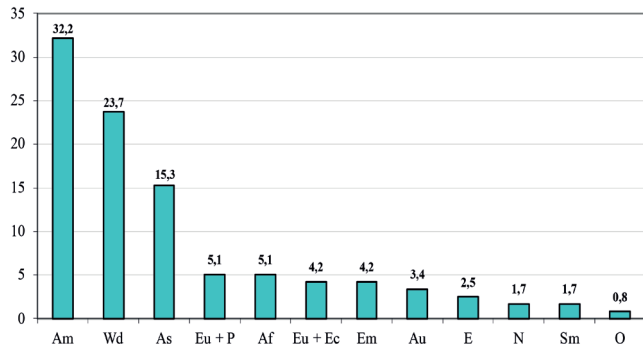


Figure 2. Chorological spectrum of the vascular alien flora of aquatic, riparian, and humid habitats in Lazio region (percentages along axis y). Am: Americas; Wd: Wide distribution; As: Asia; Eu + P: Eurasian + Paleotemperate; Af: South Africa; Eu + Ec: European + Euro-Caucasian; Em: Eurimediterranean; Au: Australia; E: Eastern; N: Nordic; Sm: Stenomediterranean; O: Orophytes-South-East-European.

The chorological spectrum (Fig. 2) shows a high percentage of wide distributed species (Cosmopolitan, Subcosmopolitan, and Tropical; 28 taxa, 23.7%), revealing the occurrence and spread of r-selected species in regional freshwater ecosystems. Most of the aliens are native to the Americas (38 taxa; 33.2%), confirming the high migration flow between the New and Old Worlds (see also Lucchese, 2017).

The distribution of taxa per habitat shows that some taxa occur in more than one habitat. Aliens that exclusively grow in riparian habitats are 19 (16.1%), while 56 taxa (corresponding to 47.5%) also occur in other places (uncultivated lands, walls, sidewalks, etc.). Humid habitats host 23 taxa (19.5%), while 11 taxa (9.3%) are exclusive to aquatic habitat. Finally, there are 8 taxa (6.8%) occurring

in both aquatic and riparian habitats. Although non-native species of aquatic habitats are few, they include the higher percentage of invasive (27.3%). The number of invasive species decreases based on inundation rates of the habitat (see Tab.1), whereas the casual increase (Fig. 3).

The relationship between habitats and biological forms (Fig. 4) shows that: 1) aquatic habitats include mostly hydrophytes, 2) phanerophytes represent the most common biological form in riparian habitats, 3) the most represented biological form in humid habitats are hemicryptophytes (39.1%) and therophytes (34.8%), and 4) chamaephytes and helophytes are overall rare.

The regional territory is intercepted by four hydroecoregions (HER11 “Toscana”, HER13 “Appennino Centrale”, HER14 “Roma-Viterbese”, and HER15 “Basso Lazio”; Fig. 5). HER14 (the wider hydroecoregion in the region and embracing the Metropolitan City of Rome Capital) hosts 95 taxa, followed by HER15 (63 taxa), HER13 (43 taxa), and HER11 (21 taxa). The status of naturalization (Fig. 6) shows a high percentage of invasives in HER13 (33.3%), probably due to the occurrence of industrial sites in the Sacco river valley (Frosinone Province).

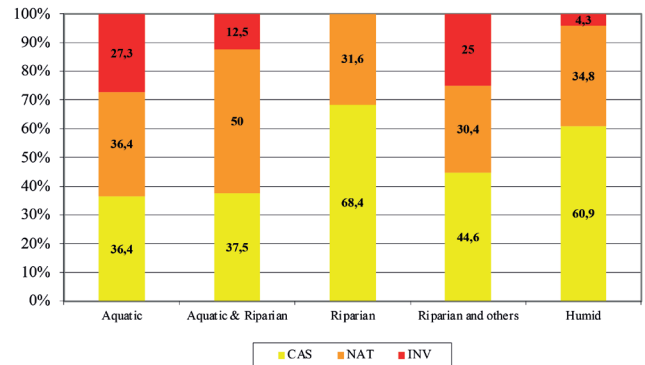


Figure 3. Percentage of casual, naturalized, and invasive taxa (axis y) per habitat (axis x).

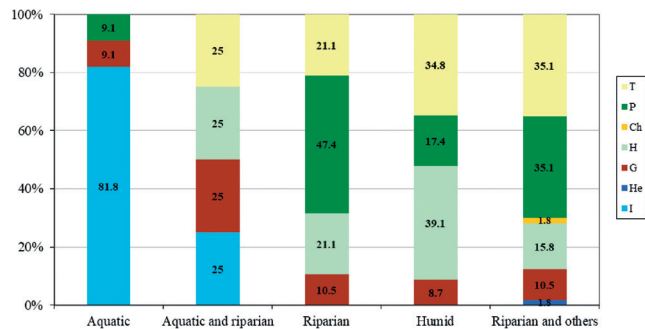


Figure 4. Percentage of biological forms (axis y) per habitat (axis x). T: therophytes; P: phanerophytes; ; Ch: chamaephytes; H: hemicryptophytes; G: geophytes; He: helophytes; I: hydrophytes.

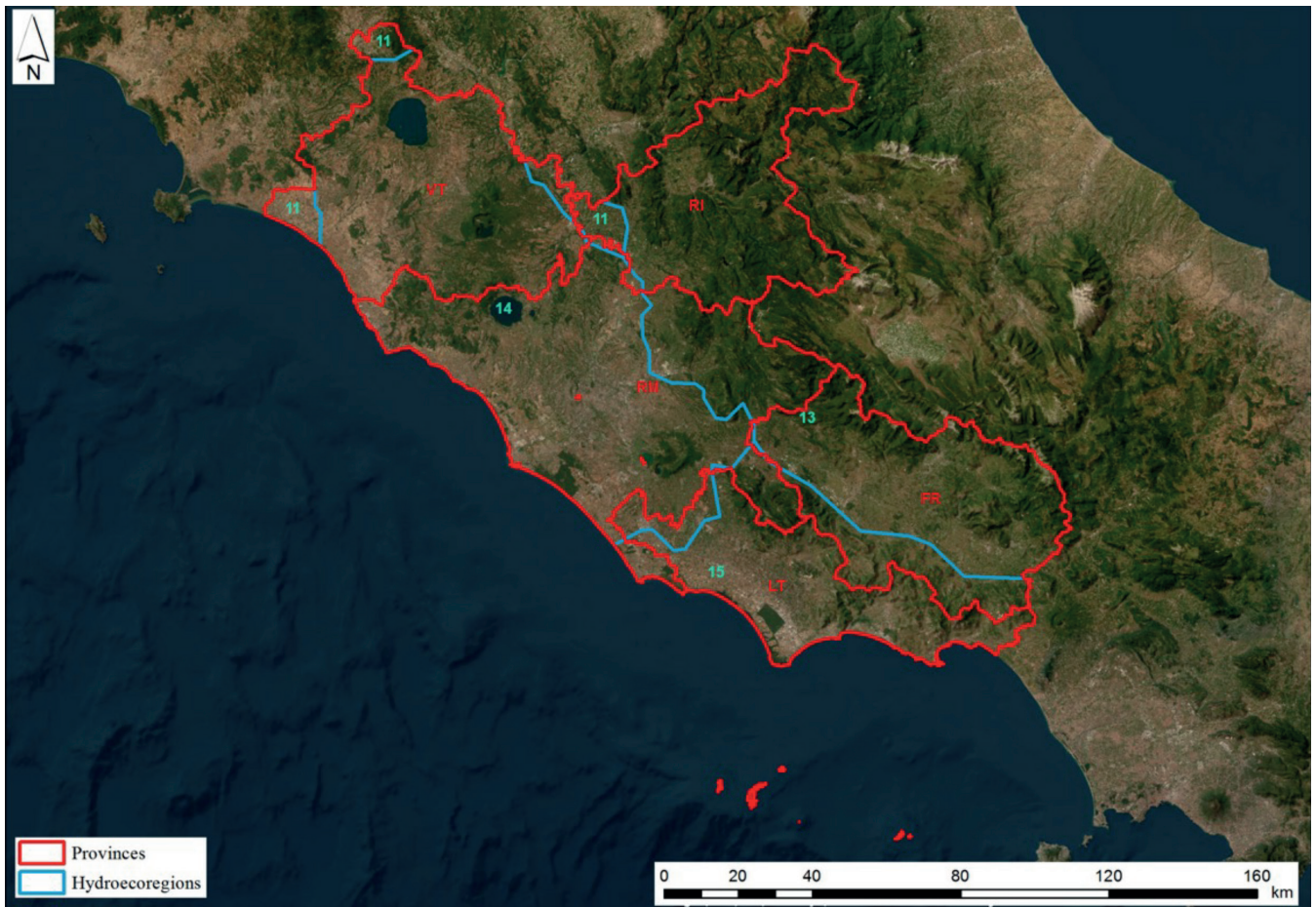


Figure 5. Hydroecoregions in Lazio region. Numbers 11, 13, 14 e 15 refer hydroecoregions codes “Toscana”, “Appennino Centrale”, “Roma_Viterbese”, and “Basso Lazio” respectively. Codes for administrative provinces: VT = Viterbo; RI = Rieti; RM = Rome; FR = Frosinone; LT = Latina.

CONCLUDING REMARKS

Freshwater ecosystems are very affected by biological invasions throughout Europe, with a high rate of recorded IAS (Invasive Alien Species) (European Environment Agency 2020; Polce et al., 2023). These ecosystems are also highly vulnerable to other different stressors (such as water eutrophication, land-use change, increasing temperatures), which may trigger irreversible shifts upon which biodiversity and ecosystem services may be lost (Angeler et al., 2014). In this context, non-native species amplify the whole vulnerability of freshwater ecosystems to environmental changes (Angeler et al., 2014) so that they necessarily must be controlled and managed, starting from floristic listing and characterization (Haber, 1997; Wu et al., 2008; Langmayer & Lapin, 2020; Balogianni et al., 2022; Wagensommer, 2023).

The assessment performed for compiling the Red List of Ecosystems of Italy confirmed such a co-occurrence of threats (Blasi et al., 2023; Capotorti et al., 2023),

especially for the following ecosystem types that occur in the Tyrrhenian ecoregion (approximately coincident with HER14 plus HER15 in Lazio region):

- the peninsular riparian forest ecosystems with *Salix alba* L., *S. purpurea* L. subsp. *purpurea*, *S. brutia* Brullo & Spamp., *Populus alba* L., *P. nigra* L. subsp. *nigra*, *Alnus glutinosa* (L.) Gaertn., *Fraxinus angustifolia* Vahl subsp. *oxycarpa* (M.Bieb. ex Willd) Franco & Rocha Afonso, *Hypericum hircinum* L. subsp. *Majus* (Aiton) N. Robson, assessed as endangered because of a forecasted increasing trend in biological invasion combined with a declining distribution and negative effects from intensive agriculture;
- the peninsular riparian hygrophilous freshwater ecosystems with *Phragmites australis* (Cav.) Trin. ex Steud., *Typha* sp. pl., *Carex riparia* Curtis, *C. acuta* L., *Agrostis stolonifera* L. subsp. *stolonifera*, *Ranunculus flammula* L., *Scirpoides holoschoenus* (L.) Soják, *Paspalum* sp. pl., *Scrophularia canina* L., *Helichrysum*

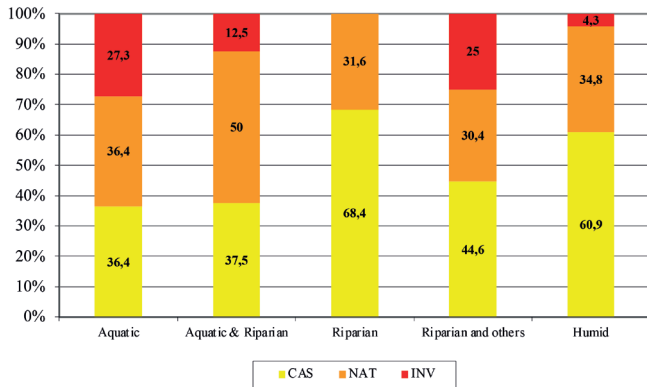


Figure 6. Percentage of casual, naturalized, and invasive taxa (axis y) per hydroecoregions (axis x). HER11: “Toscana”; HER13: “Appennino Centrale”; HER14: “Roma_Viterbese”; HER15: “Basso Lazio”.

- italicum* (Roth) G.Don subsp. *italicum*, assessed as vulnerable because of current and forecasted trend in biological invasion combined with soil sealing and negative effects from intensive agriculture;
- the peninsular running freshwater hydrophytic ecosystems with *Ranunculus trichophyllus* Chaix, *Helosciadium nodiflorum* (L.) W.D.J.Koch subsp. *nodiflorum*, *H. inundatum* (L.) W.D.J.Koch, *Glyceria fluitans* (L.) R.Br., *Baldellia ranunculoides* (L.) Parl., *Nasturtium officinale* W.T.Aiton, assessed as vulnerable because of forecasted trend in biological invasion combined with a declining distribution, soil sealing, poor biological quality of waters and negative effects from intensive agriculture.

With an increased detail, the analyses here presented highlighted that most impacted natural freshwater ecosystems in Lazio region are related to aquatic and riparian habitats. Aquatic habitats host the highest proportion of IAS (27.3% on the total non-native species therein occurring), whereas riparian habitats host the highest absolute number of IAS (14). Aliens in aquatic habitats, particularly dangerous to biodiversity due to the ability to compete for space and natural resources (light, nutrients, etc.), include the following free-floating macrophytes that can be considered especially detrimental: *Alternanthera philoxeroides* (see e.g., Iamónico & Sánchez-Del Pino 2016), *Lemna minuta* (Ceschin et al., 2016), *Ludwigia peploides* (Gori et al., 2023), and *Pontederia crassipes* (Brundu et al., 2013) (Fig. 7). These species are characterized by vigorous vegetative reproduction and tend to form highly dense mats which not only positively compete which the autochthonous flora (especially for light; Lind et al., 2022) but also change the physico-chemical features of the water body (by reducing light penetration that, in turn, causes a variation of nutrient cycling and a reduction of ecosystem resistance to the invasion).




Figure 7. *Pontederia crassipes* (top image; photo by M. Iberite) at località “Canale della Botte” (Borgo Ermada, Latina city) and *Lemna minuta* (bottom image; photo by D. Iamónico) in aquatic habitat of *Egeria nymphaeum* during snowfall in February 2018 (Caffarella valley, Regional Park of Appia Antica, Rome).



Figure 8. *Arundo donax* along Almone river (Rome city) (photo by D. Iamónico).

Concerning the areas regularly or occasionally inundated (riparian habitats), the species that causes major threat seem to be *Arundo donax* (Fanelli, 2002) and *Robinia pseudoacacia* (Lucchese, 2017), which commonly form monospecific populations (Fig. 8). Specifically, *R. pseudoacacia* (reproducing both from seeds and by sprouting from the roots) sometimes even completely replace native riparian vegetation dominated by *Populus* sp. pl. and *Salix* sp. pl. and competes for pollinating bees (Branquart et al., 2015).

Due to the important role of riparian and humid habitats, in both ecological terms (Geist, 2011) and ecosystem services capacity (Vári et al., 2022), we argue for a continue monitoring of alien species growing in these environments with the final aim to carry out actions for control/reduction and, when possible, complete eradication of most threatening populations.

ACKNOWLEDGEMENTS

Project funded under the National Recovery and Resilience Plan (NRRP), Mission 4 Component 2 Investment 1.4 - Call for tender No. 3138 of 16 December 2021, rectified by Decree n.3175 of 18 December 2021 of Italian Ministry of University and Research funded by the European Union – NextGenerationEU. Project code CN_00000033, Concession Decree No. 1034 of 17 June 2022 adopted by the Italian Ministry of University and Research, CUP B83C22002950007, Project title “National Biodiversity Future Center - NBFC”.

REFERENCES

- Angeler D.G., Allen C.R., Birgé H.E., Dragare S., McKie B.G., Johnson R.K. 2014. Assessing and managing freshwater ecosystems vulnerable to environmental change. *Ambio* 43(Suppl. 1), 113-125. <https://doi.org/10.1007/s13280-014-0566-z>
- Anzalone B., Iberite M., Lattanzi E. 2010. La flora del Lazio. *Informatore Botanico Italiano* 42(1), 187-317
- Balogianni V., Osborne B., Gioria M., Fornara D. 2022. Managing Invasive Alien Plants in Ireland. Johnstown Castle: Environmental Protection Agency.
- Bhatta S., Shrestha B.B., Pyšek P. 2023. Invasive alien plants in South Asia: Impacts and management. *NeoBiota* 88, 135–167. <https://doi.org/10.3897/neobiota.88.104118>
- Blasi L., Zavattero G., Capotorti S., Bonacquisti R., Copiz, Del Vico E., Facioni L., 2023. Lista Rossa degli Ecosistemi d’Italia. Comitato Italiano IUCN, Ministero dell’Ambiente e della Sicurezza Energetica.
- Bolpagni R., 2021. Towards global dominance of invasive alien plants in freshwater ecosystems: the dawn of the Exocene? *Hydrobiologia* 848, 2259-2279. <https://doi.org/10.1007/s10750-020-04490-w>
- Branquart E., Vanderhoeven S., Van Landuyt W., Van Rossum F., Verloove F., 2015. *Robinia pseudoacacia* L. Harmonia database, ver. 1.2. Available at <http://ias.biodiversity.be> (Accessed: 31 March 2024).
- Brundu G., Azzella M.M., Blasi C., Camarda I., Iberite M., Celesti-Grapow L., 2013. The silent invasion of *Eichhornia crassipes* (Mart.) Solms. in Italy. *Plant Biosystems - An International Journal Dealing with All Aspects of Plant Biology* 147(4), 1120-1127. <https://doi.org/10.1080/11263504.2013.861536>
- Capotorti G., Del Vico E., Copiz R., Facioni L., Zavattero L., Bonacquisti S., Paolanti M., Blasi C., 2023. Ecosystems of Italy. Updated mapping and typology for the implementation of national and international biodiversity-related policies. *Plant Biosystems-An International Journal Dealing with all Aspects of Plant Biology* 157(6), 1248-1258. <https://doi.org/10.1080/11263504.2023.2284135>
- Celesti-Grapow L., Capotorti G., Del Vico E., Lattanzi E., Tilia A., Blasi, C. 2013. The vascular flora of Rome. *Plant Biosystems-An International Journal Dealing with all Aspects of Plant Biology* 147(4), 1059-1087. <https://doi.org/10.1080/11263504.2013.862315>
- Ceschin S., Abati S., Leacche I., Iamónico D., Iberite M., Zuccarello V. 2016. Does the alien *Lemna minuta* show an invasive behavior outside its original range? Evidence of antagonism with the native *L. minor* in central Italy. *International Review of Hydrobiology* 101(5-6), 1-9. <https://doi.org/10.1002/iroh.201601841>
- Di Pietro R., Giardini M., Iamónico D., Tondi G., Angeloni D., Carli E., Aleffi M., Azzella M.M., Di Pietro F., Proietti E., Ravera S., Fortini P., 2022. Floristic and coenological data from the travertine substrates of the SAC “Travertini Acque Albule (Bagni di Tivoli)” (Lazio Region – Central Italy). *Plant Sociology* 59(2), 51-70. <https://doi.org/10.3897/pls2022592/05>.
- Dufour S., Rodríguez-González P.M., 2019. Riparian zone / Riparian vegetation Definition: Principles and recommendations. Report, cost Action CA16208 converges.
- European Environment Agency 2020. State of nature in the EU. Results from reporting under the nature directives 2013–

2018. Available at <https://www.eea.europa.eu/publications/state-of-nature-in-the-eu-2020> (Accessed: 30 March 2024).
- Galasso G., Conti F., Peruzzi L., Alessandrini A., Ardenghi N.M.G., Bacchetta G., Banfi E., Barberis G., Bernardo L., Bouvet D., Bovio M., Castello M., Cecchi L., Del Guacchio E., Domina G., Fascetti S., Gallo L., Guarino R., Gubellini L., Guiggi A., Hofmann N., Iberite M., Jiménez-Mejías P., Longo D., Marchetti D., Martini F., Masin R.R., Medagli P., Musarella C.M., Peccenini S., Podda L., Prosser F., Roma-Marzio F., Rosati L., Santangelo A., Scoppola A., Selvaggi A., Selvi F., Soldano A., Stinca A., Wagensommer R.P., Wilhelm T., Bartolucci F., 2024. A second update to the checklist of the vascular flora alien to Italy, *Plant Biosystems - An International Journal Dealing with All Aspects of Plant Biology* 158(2), 297-340, online published. <https://doi.org/10.1080/11263504.2024.2320129>
- Geist J., 2011. Integrative freshwater ecology and biodiversity conservation. *Ecological Indicators* 11(6), 1507-1516. <https://doi.org/10.1016/j.ecolind.2011.04.002>
- Gloria M., Hulme P.E., Richardson D.M., Pyšek P., 2023. Why Are Invasive Plants Successful? *Annual Review of Plant Biology* 74, 635-670. <https://doi.org/10.1146/annurev-arplant-070522-071021>
- Gori B., Pezzi G., Brundu G., Ceschin S., Palella E., Alessandrini A., Amadei L., Andreatta S., Ardenghi N.M.G., Armiraglio S., Bagella S., Bolpagni R., Bonini I., Bouvet D., Brancaloni L., Buccheri M., Buffà G., Chiarucci A., Cogoni A., Domina G., Guarino R., Forte L., Gubellini L., Guglielmo L., Hofmann N., Iberite M., Lastrucci L., Lucchese F., Marcucci R., Mei G., Mossetti U., Nascimbene J., Passalacqua N.G., Peccenini S., Prosser F., Repetto G., Rinaldi G., Romani E., Rosati L., Santangelo A., Scoppola A., Spampinato G., Stinca A., Tavano M., Caruso F.T., Vangelisti R., Venanzoni R., Vidali M., Wilhelm T., Zonca F., Buldrini F., Lambertini C., 2023. Invasion trends of aquatic *Ludwigia hexapetala* and *L. peploides* subsp. *montevidensis* (Onagraceae) in Italy based on herbarium records and global datasets. *Research Square*, early view. <https://doi.org/10.21203/rs.3.rs-2533552/v1>
- Fanelli G., 2002. Analisi fitosociologica dell'area metropolitana di Roma. *Braun-Blanquetia* 27, 1-269.
- Haber E., 1997. *Guide to monitoring exotic and invasive plants*. Ottawa: National Botanical Services.
- Hulme P.E., 2009. Trade, transport and trouble: Managing invasive species pathways in an era of globalization. *Journal of Applied Ecology* 46(1), 10-18. <https://doi.org/10.1111/j.1365-2664.2008.01600.x>
- Iamonico D., 2014. Taxonomical, morphological, ecological and chorological notes on *Oxybasis chenopodioides* and *O. rubra* (Chenopodiaceae) in Italy. *Hacquetia* 13(2), 285-296. <https://doi.org/10.2478/hacq-2014-0004>
- Iamonico D., 2015. Taxonomic revision of the genus *Amaranthus* (Amaranthaceae) in Italy. *Phytotaxa* 199(1), 1-84. <https://doi.org/10.11646/phytotaxa.199.1.1>
- Iamonico D., 2021. First record of a naturalized population of the tropical *Colocasia esculenta* (Araceae) in Italy, and clarifications about its occurrence in southeastern Europe. *Acta Botanica Croatica* 80(2), 169-175. <https://iris.uniroma1.it/handle/11573/1703306>
- Iamonico D., 2022. Biodiversity in urban areas: the Extraordinary Case of the Appia Antica Regional Park (Rome, Italy). *Plants* 11(16), 2122. <https://doi.org/10.3390/plants11162122>
- Iamonico D., De Castro O., Di Iorio E., Nicoletta G., Iberite M., 2022a. Taxonomy Complexity of Some Tyrrhenian Endemic *Limonium* Species Belonging to L. Multifforme Group (Plumbaginaceae): New Insights from Molecular And Morphometric Analyses. *Plants* 11(22), 3163. <https://doi.org/10.3390/plants11223163>
- Iamonico D., Fortini P., Noor Hussain A., 2022b. On the occurrence and naturalization of *Amaranthus hypochondriacus* (Amaranthaceae) in some European countries, with notes on its climatic features. *Hacquetia* 21(1), 211-222. <https://doi.org/10.2478/hacq-2021-0028>
- Iamonico D., Millozza A., Iberite M., 2020. Typification of the names *Epilobium lanceolatum*, *Lotus requienii*, *Orchis romana*, and *Romulea columnae* described from Rome (Italy). *Phytotaxa* 454(3), 203-212. <https://doi.org/10.11646/phytotaxa.454.3.3>
- Iamonico D., Nicoletta G., 2023. *Carya illinoensis* (Juglandaceae), new to the Italian alien woody Flora and second record for continental Europe. *Feddes Repertorium*, in press. <https://doi.org/10.1002/fedr.202300040>
- Iamonico D., Nicoletta G., 2024. First record of the woody *Melaleuca williamsii* s.l. (Myrtaceae) out of its native range. *Acta Botanica Croatica* 83(2). <https://doi.org/10.37427/botcro-2024-019>
- Iamonico D., Sánchez-Del Pino I., 2016. Taxonomic revision of the genus *Alternanthera* (Amaranthaceae) in Italy. *Plant Biosystems - An International Journal Dealing with All Aspects of Plant Biology* 150(2), 333-342. <https://doi.org/10.1080/11263504.2015.1019588>
- Iberite M., Abbate G., Iamonico D., 2017. *Vicia incisa* (Fabaceae): taxonomical and chorological notes. *Annali di Botanica (Roma)* 7, 57-65. <http://dx.doi.org/4462/annbotrm-13842>

- Iberite M., Iamónico D., 2015. *Manihot grahamii* Hook. (Euphorbiaceae), a new alien species for the Eurasian area with nomenclatural, taxonomical, morphological and ecological notes. *Acta Botanica Croatica* 74(1), 143-150.
- Iberite M., Iamónico D., Valletta A., 2015. Revised typification of the name *Bupleurum gracile* DC. var. *varrolii* Montel. (Apiaceae) and comparison with *B. asperuloides* Heldr., *B. gracile* D'Urv., *B. marschallianum* C. A. Mey and *B. uechtritzianum* S. Stoyanov. *Plant Biosystems - An International Journal Dealing with All Aspects of Plant Biology* 149(1), 78-87. <http://dx.doi.org/10.1080/11263504.2013.814601>
- Iberite M., Pelliccioni I., 2010. La flora delle acque interne dell'Agro Pontino (Lazio meridionale): indagini preliminari. *Annali di Botanica (Roma), Quaderni*, 155-164.
- Langmayer M., Lapin K. 2020. A Systematic Review of the Impact of Invasive Alien Plants on Forest Regeneration in European Temperate Forests. *Frontiers in Plant Science* 11, 524969. <https://doi.org/10.3389/fpls.2020.524969>
- Lind L., Eckstein R.L., Relyea R.A., 2022. Direct and indirect effects of climate change on distribution and community composition of macrophytes in lentic systems. *Biological Review of Cambridge Philosophical Society* 97(4), 1677-1690. <https://doi.org/10.1111/brv.12858>
- Lucchese F. 2017. Atlante della flora alloctona del Lazio: cartografia, ecologia e biogeografia. Vol. 1: Parte generale e Flora Alloctona. Regione Lazio, Direzione Ambiente e Sistemi Naturali, Roma.
- Matzrafi M., Scarabel L., Milani A., Iamónico D., Torra J., Recasens J., Montull J.M., Llenes J.M., Gazoulis I., Tataridas A., Rubin B., Pardo G., Cirujeda A., Mari A.I., Mennan H., Kanatas P., Dogan M.N., Beffa R., Travlos I., 2023. *Amaranthus palmeri* S. Watson: A new threat to agriculture in Europe and the Mediterranean region. *Weed Research*, early view. <https://doi.org/10.1111/wre.12596>. 1
- Nentwig W., Bacher S., Kumschick S., Pyšek P., Vila M., 2018. More than "100 worst" alien species in Europe. *Biological Invasions* 20(6), 1611-1621. <https://doi.org/10.1007/s10530-017-1651-6>
- Pauchard A., Alaback P.B., 2004. Influence of elevation, land use, and landscape context on patterns of alien plant invasions along roadsides in protected areas of South-Central Chile. *Conservation Biology* 18(1), 238-248. <https://doi.org/10.1111/j.1523-1739.2004.00300.x>
- Pecoraro L., Giovannini M., Mori F., Barni S., Castagnoli R., Arasi S., Mastroianni C., Saretta F., Liotti L., Caminiti L., Klain A., Gelsomino M., Del Giudice M.M., Novembre E., 2024. Imported allergens in Italy: an emerging issue. *Italian Journal of Pediatrics* 50(1), 36. <https://doi.org/10.1186/s13052-024-01595-z>
- PFI 2024 + Portal to the Flora of Italy. Available at <https://dryades.units.it/floritaly> (Accessed: 03 April 2024).
- Pignatti S., Guarino R., La Rosa M. (eds.) 2017–2019. *Flora d'Italia* 2nd ed. Vols. 1–4. Edagricole, Milano.
- Polce C., Cardoso, A.C., Deriu I., Gervasini E., Tsiamis K., Vigiak O., Zulian G., Maes J., 2023. Invasive alien species of policy concerns show widespread patterns of invasion and potential pressure across European ecosystems. *Scientific Reports - Nature* 13(1), 8124. <https://doi.org/10.1038/s41598-023-32993-8>
- Reid A.J., Carlson A.K., Creed I.F., Eliason E.J., Gell P.A., Johnson P.T.J., Kidd K.A., MacCormack T.J., Olden J.D., Ormerod S.J., Smol J.P., Taylor W.W., Tockner K., Vermaire J.C., Dudgeon D., Cooke S.J., 2019. Emerging threats and persistent conservation challenges for freshwater biodiversity. *Biological Reviews* 94(3), 849-873.
- Sciuto K., Marion A.F., Sfriso A., Brancaleoni L., Iberite M., Iamónico D., 2023. Molecular and Morphometric Update on Italian *Salicornia* (Chenopodiaceae), with a Focus on the Species *S. procumbens* s. lat. *Plants* 12(2), 375. <https://doi.org/10.3390/plants12020375>
- Seebens H., Bacher S., Blackburn T.M., Capinha C., Dawson W., Dullinger S., Genovesi P., Hulme P.E., van Kleunen M., Kühn I., Jeschke J.M., Lenzner B., Liebhold A.M., Pattison Z., Pergl J., Pyšek P., Winter M., Essl F., 2021. Projecting the continental accumulation of alien species through to 2050. *Global Change Biology* 27(5), 970-982. <https://doi.org/10.1111/gcb.15333>
- Severini E., Bartoli M., Pinardi M., Celico F., 2020. Reactive silica traces manure spreading in alluvial aquifers affected by nitrate contamination: a case study in a high plain of Northern Italy. *Waters* 12(9), 2511.
- Stinca A., Musarella C.M., Rosati L., Laface V.L.A., Licht W., Fanfarillo E., Wagensommer R.P., Galasso G., Fascetti S., Esposito A., Fiaschi T., Nicoletta G., Chianese G., Ciaschetti G., Salerno G., Fortini P., Di Pietro R., Vito Perrino E., Angiolini C., De Simone L., Mei G., 2021. Italian Vascular Flora: New Findings, Updates and Exploration of Floristic Similarities between Regions. *Diversity* 13(11), 600. <https://doi.org/10.3390/d13110600>
- Vári Á., Podschun S.A., Erős T., Hein T., Patagi B., Iojă I.C., Adamescu C.M., Gerhardt A., Gruber T., Dedić A., Ćirić M., Gavrilović B., Báldi A. 2022. Freshwater systems and ecosystem services: Challenges and chances for cross-fertilization of disciplines. *Ambio* 51(1), 135-151.

Wagensommer R.P., 2023. Floristic Studies in the Light of Biodiversity Knowledge and Conservation. *Plants* 12(16), 2973. <https://doi.org/10.3390/plants12162973>

Wasson J.W., Garcia Bautista A., Chandesris A., Pella H., Armanini D.G., Buffagni A., 2006. Approccio delle Idro-Ecoregioni europee e tipologia fluviale in Francia per la Direttiva Quadro sulle Acque (EC 2000/60). *Notiziario dei Metodi Analitici IRSA-CNR* 2006(1), 20-38.

Wu T., Li J., Dai J., Wang R., 2008. Floristic analysis and distribution pattern of alien plants in Shandong Province, eastern China. *Frontiers of Forestry in China* 3, 219-225. <https://doi.org/10.1007/s11461-008-0032-9>